



Farmer's Log Book/Diary: Proper documentation & book-keeping is required



**Group meeting-**

- at least one meeting for season crops.
- quarterly meetings for annual crops.
- at least two meetings for Perennial crops.



Reciprocal inspection of Farmer A to Farmer B and Vice versa is Not allowed

- 10 important points to be followed in the cultivation of organic crops under PGS-India Standard guidelines**
1. Habitat management – Cleaning and management of the surroundings.
  2. Diversity- Encourage multicropping.
  3. Integration of Livestock- Rearing of livestock for easy availability of manure from one's own farm.
  4. Soil and water conservation- Avoid soil and water contamination.
  5. Contamination control\* - Assurance that there is no flow of contaminated water.
  6. Seed and planting material\*
  7. Fertilization\*- Avoid using fertilizers which are not organic.
  8. Pest management\* - Avoid using chemical pesticides.
  9. Cleaning of equipment / tools\*
  10. Storage and transport\* - Avoid using chemicals.
- Minor : remedial action (Point 1 to 5)**

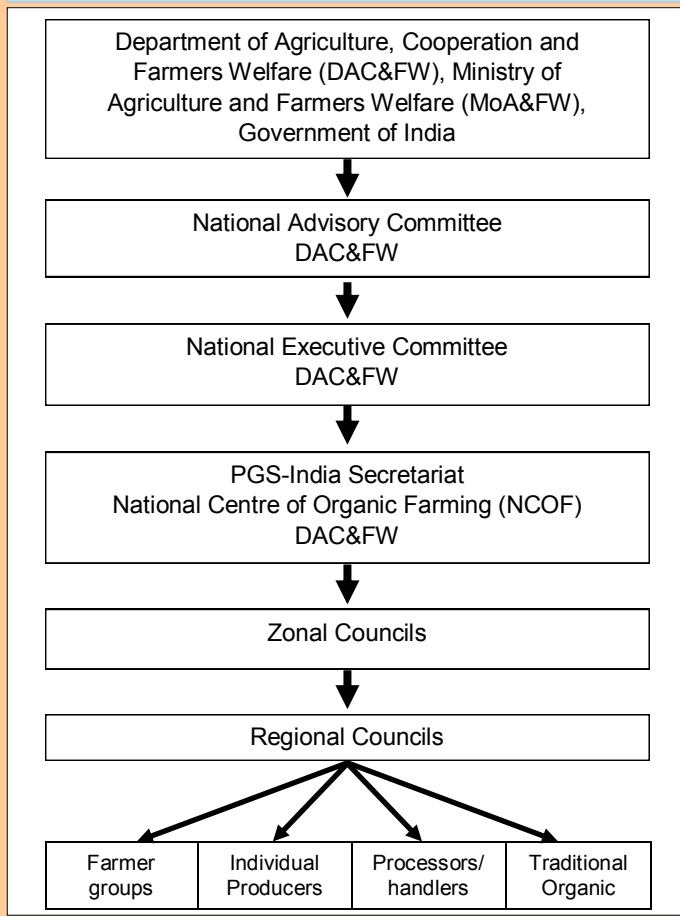
  - Sanctioned for one season
- Major: Sanctioned for one year (Point 6 to 10)**

  - Exclude from the group
  - Status's – Down graded to PGS Green
  - No Organic Certification

Few examples of inputs under **compliance** and **non-compliance**

Allowed	Not Allowed
Manure/Compost Azospirillum	UREA DAP
Organic/Local Seeds Bio-fungicide	GMO Seeds Chemical coated seeds
Biofertilizer eg PSB Azolla	Chemical fungicide MOP
Panchagavya Trichoderma	Weedicide Chemical Pesticides

## NCOF Operational Structure



BRDC was authorized as the **Regional Council** by National Executive Committee (NEC), Department of Agriculture, Cooperation and Farmers Welfare Under PGS-India Organic Certification Programme As per notification **Ref. No. 10(6)/ 2019/NCOF/Cert-PGS/165, Dated 19-01-2021.**

**PGS- India Logo for organic crops**

- PGS-INDIA GREEN logo indicates that the land is still under conversion period

- PGS-INDIA ORGANIC logo indicates that the land has completed the conversion period.



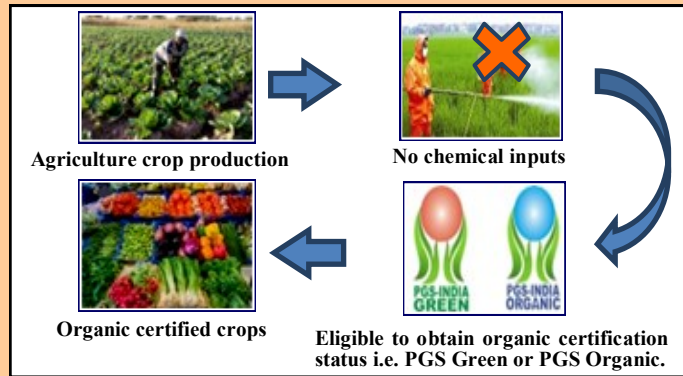
# PARTICIPATORY GUARANTEE SYSTEM OF INDIA (PGS –INDIA) ORGANIC CERTIFICATION



**BIO-RESOURCES DEVELOPMENT CENTRE**  
 (A Government of Meghalaya R & D Institution under Science & Technology, Planning Department)  
 5½ Mile, Upper Shillong, Shillong – 793009, Meghalaya.  
**Contact: 0364-2561530/**  
**Mobile No: 9362913349**  
**Website: www.megbrdc.nic.in**  
**Email: brdcpgsregionalcouncil@gmail.com**

## What is PGS India Organic Certification?

As per IFOAM (2008) definition "Participatory Guarantee Systems are locally focused quality assurance systems. They certify producers based on active participation of stakeholders and are built on a foundation of trust, social networks and knowledge exchange". In the case of organic agriculture, PGS is a process in which people in similar situations (in this case producers) assess, inspect and verify the production practices of each other and collectively declare the entire holding of the group as organic.



## Why is certification required?

Certification is aimed at regulating production /processing as per National Standard for Organic Production (NSOP) and facilitating the sale of original and quality organic products to consumers. It also helps to boost income and prevent fraud.

## What are the criteria for getting certified organic certification under Crop Production?

**Farmland that has been free from chemicals for not less than 3 years or more.**

**Regular data uploading of seasonal/ annual crops**

**Keeping detailed of crop production and sales.**

**Parallel production of organic and non-organic crops is prohibited.**



Periodic on-site inspections

## Guiding principles for PGS India

Participation, shared vision, transparency and trust

## Benefits of Organic Certification

Consumer trust

Producing safe and healthy food

Market is self established.

Receive Premium prices for the products.

Access to fast growing local and regional markets

## Basic requirements while registering in PGS-India Website

Farmer's land document

Identification No. issued from RC Office to be used as Khasra No. under land holding section (if the land of the farmer does not have Khasra no.)

Farmers history sheet format  
Regular updates of data

Organic pledge Certification team to be chosen among the members of LG's.

An agreement between LG and RC

## Organic Farmer's Pledge

Format -7

I \_\_\_\_\_ son/daughter  
of \_\_\_\_\_ Village \_\_\_\_\_  
District \_\_\_\_\_ hereby declare on \_\_\_\_\_ day of month  
year \_\_\_\_\_ that:

- I will follow the PGS organic standards in crop production and livestock rearing/ processing to ensure synthetic input free production system for the long term sustainability, health and well being of soil, environment, crops, livestock, my family and community. I have received a copy of PGS standards and Local Group operational manual.
- I will not use any synthetic input (such as chemical pesticides, insecticides, herbicides, fungicides, chemical fertilizers, growth regulators and synthetic hormones etc) in any form directly or indirectly in my farming operations brought under PGS programme.
- I commit to bring my entire farm operations including livestock under organic (or within a period of 24 months)
- I will check with the Local Group before using any off-farm product that I am unsure of its organic status.
- I will work with my fellow farmers in the Local Group and attend meetings and trainings to expand and share my knowledge of the standards and organic production techniques.
- I will work to build the soil through ecologically sustainable farming practices such as crop rotations, composting, cover crops and green manures.
- I will care for my livestock in ways that ensures their well-being in full compliance of PGS organic standards.
- I will only use bags and containers that are clean and clearly labeled „organic only“ to harvest, transport and sell our organic products.
- I will work to prevent contamination by suitable buffers and other means.
- I will encourage biodiversity through my farming system.
- I will sell products as Organic only when they are grown on certified land, and have been grown in accordance with PGS organic standards.
- I will ensure that on the farm during storage, processing, transport and sale there is no contamination or mixing of organically grown with non-organically grown produce.
- I agree to accept the decision of the Local Group in regards to my certification status.
- I will participate in appraisals on other farms as per group norms.
- I will report even minor or unintentional non-compliances to the organic standards on my farm to my Local Group

I hereby further declare that the information I have provided in the application and farm history sheet is true to the best of my knowledge. I also hereby declare that during peer appraisal I will fully cooperate with the peer reviewers and provide true information to the best of my and my family's knowledge and I will keep my information up to date with any changes occurred during the process.

Date \_\_\_\_\_  
Place \_\_\_\_\_ Signature of farmers



Passport size photo, Identity Proof, Bank A/c details, Land records

## LOCAL GROUP REGISTRATION PROCESS

- Step 1: Formation of Local Group by Farmers of the same village (Minimum 5 Members in one Local group)
  - Group Leader
  - Training and meeting coordinator.
  - Peer review facilitator
  - Documentation in charge
  - Public relation and RC coordinator.

Step 2: Online registration in PGS-India web-portal <https://pgsindia.ncof.gov.in/>.

Step 3: Details of Group Leader should be completed then the next member can be added.

Step 4: Fill in the types of crops, season, previous year crop production details etc.

Step 5: Terms of reference for operation, Agreement between LG and RC & Organic farmer's pledge are to be read thoroughly.

Step 6: Specify endorsement option (Scheme or non-scheme)

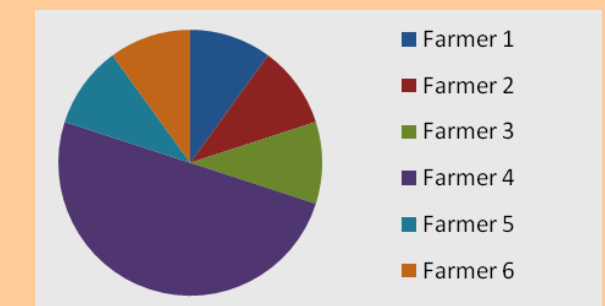
Step 7: After BRDC (RC) has received and approved the registration, the LG will be activated.

Step 8: Post online registration the hard copy is to be submitted to RC.

Step 9: Unique identification number (UID) will be generated for each LG after RC approval.

NB: Farmers of the PGS-India LG should abide the standards and guidelines of PGS-India Operational Manual.

## Points to remember under PGS-India Organic Certification



The land area of one member should not exceed 50% of total land area of all the members in a group